

Lightning/surge arrester type 1/2 - VAL-MS-T1/T2 1000DC-PV/2+V - 2801160

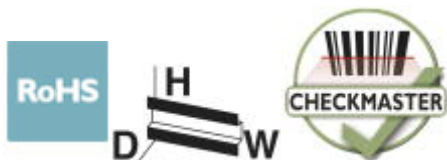
Please be informed that the data shown in this PDF Document is generated from our Online Catalog. Please find the complete data in the user's documentation. Our General Terms of Use for Downloads are valid (<http://phoenixcontact.com/download>)




Lightning/surge arrester for 2-pos. isolated 1000 V DC voltage systems, for DIN rail mounting, 3-pos. base element, three plug-in temperature-monitored protective elements, status message on each plug.

Your advantages

- ✓ Increased safety, thanks to compliance with standard EN 50539-11
- ✓ Reliable contact, thanks to integrated rotating latch
- ✓ Easy replacement, thanks to plug-in arresters
- ✓ Optimum inverter protection, thanks to low protection level
- ✓ Efficient replacement of defective plugs, thanks to visual status indicator
- ✓ Protection against mismatching, thanks to keyed plugs and base elements
- ✓ Always the right arrester, thanks to universal type 1/type 2 protective components



Key Commercial Data

Packing unit	1 pc
GTIN	 4 046356 714334
GTIN	4046356714334

Technical data

Dimensions

Height	89.8 mm
Width	53.4 mm
Depth	65.7 mm (incl. DIN rail 7.5 mm)
Horizontal pitch	3 Div.

Ambient conditions

Degree of protection	IP20 (only when all terminal points are used)
Ambient temperature (operation)	-40 °C ... 80 °C

Lightning/surge arrester type 1/2 - VAL-MS-T1/T2 1000DC-PV/2+V - 2801160

Technical data

Ambient conditions

Ambient temperature (storage/transport)	-40 °C ... 80 °C
Altitude	≤ 2000 m (amsl (above mean sea level))
Permissible humidity (operation)	5 % ... 95 %
Shock (operation)	60g (Half-sine / 11 ms / 3x ±X, ±Y, ±Z)
Vibration (operation)	7.5g (5-500 Hz/2.5 h/XYZ)

General

IEC test classification	PV I / II
	PV T1 / T2
EN type	T1 / T2
SPD failure behavior	OCM (Open-circuit mode)
Connection configuration	Y configuration
Installation location	Interior
Accessibility	Accessible
Installation location of the disconnect device	Internal
Mode of protection	(L+) - (L-)
	(L+) - PE
	(L-) - PE
Mounting type	DIN rail: 35 mm
Color	jet black RAL 9005
Housing material	PA 6.6-FR
	PBT-FR
Degree of pollution	2
Distance between live and grounded parts	8 mm
Flammability rating according to UL 94	V-0
Type	DIN rail module, two-section, divisible
Surge protection fault message	optical

Additional descriptions

Note	The device is intended for touch proof installation in a housing. Ensure that there is a gap of at least 8 mm between the active and grounded parts in the connection area.
------	---

Protective circuit DC voltage side (DC)

Maximum continuous operating voltage U_{CPV}	1050 V DC
Short-circuit current rating I_{SCPV}	2000 A
Continuous operating current I_{CPV}	< 20 μ A
Rated load current I_L	80 A
Residual current I_{PE}	≤ 20 μ A DC
	≤ 350 μ A AC
Standby power consumption P_C	≤ 25 mVA

Lightning/surge arrester type 1/2 - VAL-MS-T1/T2 1000DC-PV/2+V - 2801160

Technical data

Protective circuit DC voltage side (DC)

Nominal discharge current (8/20) μ s	15 kA
Maximum discharge current I_{max} (8/20) μ s	40 kA
Impulse discharge current (10/350) μ s, charge	2.5 As
Impulse discharge current (10/350) μ s, specific energy	6.25 kJ/ Ω
Impulse discharge current (10/350) μ s, peak value I_{imp}	5 kA
Total discharge current I_{total} (8/20) μ s	40 kA
Total discharge current I_{total} (10/350) μ s	5 kA
Voltage protection level U_p	≤ 3.5 kV
Residual voltage U_{res}	≤ 3.5 kV (at I_n)
	≤ 2.9 kV (at 5 kA)
	≤ 3.2 kV (at 10 kA)
	≤ 3.7 kV (at 20 kA)
	≤ 4.1 kV (at 30 kA)
	≤ 4.6 kV (at 40 kA)
Response time t_A	≤ 25 ns
Insulation resistance R_{iso}	> 5 G Ω (at 500 V DC)

Connection data

Connection method	Screw connection
Screw thread	M5
Tightening torque	3 Nm (1.5 mm ² ... 16 mm ²)
	4.5 Nm (25 mm ² ... 35 mm ²)
Stripping length	16 mm
Conductor cross section flexible	1.5 mm ² ... 25 mm ²
Conductor cross section solid	1.5 mm ² ... 35 mm ²
Conductor cross section AWG	15 ... 2
Connection method	Fork-type cable lug
Conductor cross section flexible	1.5 mm ² ... 16 mm ²

UL specifications

SPD Type	1CA
Maximum continuous operating voltage MCOV	1170 V DC
Nominal voltage	1170 V DC
Mode of protection	(L+) - (L-)
	(L+) - G
	(L-) - G
Power distribution system	DC PV
Voltage protection rating VPR	3 kV
Nominal discharge current I_n	10 kA
Short-circuit current rating (SCCR)	50 kA

Lightning/surge arrester type 1/2 - VAL-MS-T1/T2 1000DC-PV/2+V - 2801160

Technical data

UL connection data

Conductor cross section AWG	10 ... 2
Tightening torque	30 lb _F -in.

Standards and Regulations

Standards/regulations	EN 50539-11 2013
-----------------------	------------------

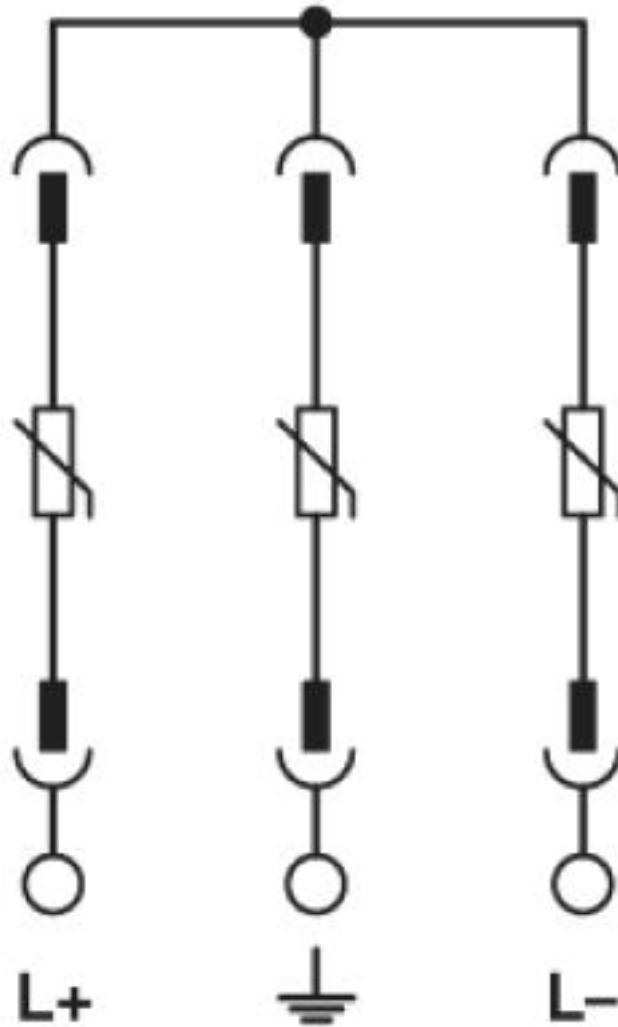
Environmental Product Compliance

REACH SVHC	Lead 7439-92-1
China RoHS	Environmentally Friendly Use Period = 50
	For details about hazardous substances go to tab "Downloads", Category "Manufacturer's declaration"

Drawings

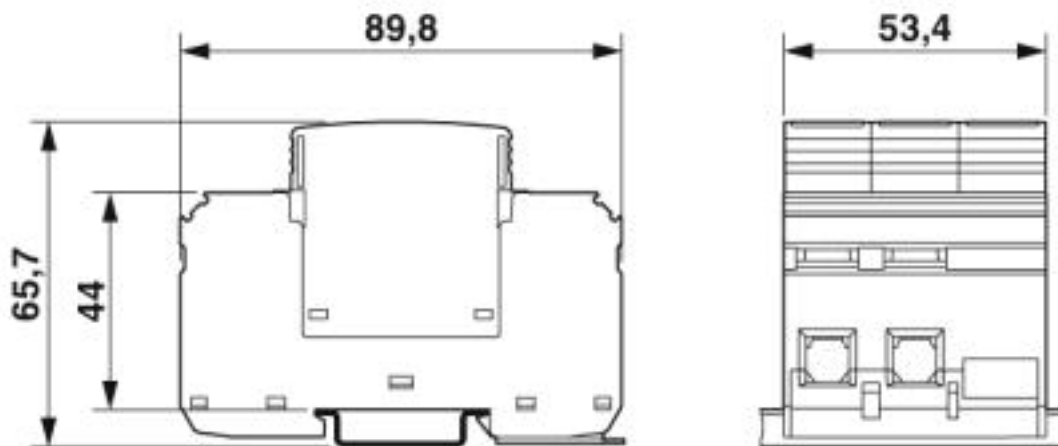
Lightning/surge arrester type 1/2 - VAL-MS-T1/T2 1000DC-PV/2+V - 2801160

Circuit diagram



Lightning/surge arrester type 1/2 - VAL-MS-T1/T2 1000DC-PV/2+V - 2801160

Dimensional drawing



Approvals

Approvals

Approvals

UL Recognized / KEMA-KEUR / cUL Recognized / EAC / cULus Recognized

Ex Approvals

Approval details

UL Recognized		http://database.ul.com/cgi-bin/XYV/template/LISEXT/1FRAME/index.htm	FILE E 330181
KEMA-KEUR		http://www.dekra-certification.com	71-102960
cUL Recognized		http://database.ul.com/cgi-bin/XYV/template/LISEXT/1FRAME/index.htm	FILE E 330181
EAC			RU C- DE.A*30.B01561

Lightning/surge arrester type 1/2 - VAL-MS-T1/T2 1000DC- PV/2+V - 2801160

Approvals

cULus Recognized



Phoenix Contact 2020 © - all rights reserved
<http://www.phoenixcontact.com>

PHOENIX CONTACT GmbH & Co. KG
Flachsmarktstr. 8
32825 Blomberg
Germany
Tel. +49 5235 300
Fax +49 5235 3 41200
<http://www.phoenixcontact.com>